

Stabilized 375 /405 /445 /456 /473 /390 - 488 nm Violet-blue Lasers

High reliability High stability Single longitudinal mode Circular beam

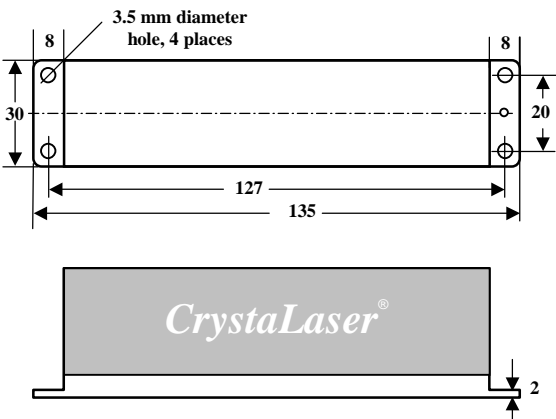
SPECIFICATIONS

Wavelength	Option ± 1 nm	Model No.	Low noise version			Model No.	SLM version		
375 ± 5 nm	*150 mW, 375 nm laser see last line	DL-375-060	60 mW	DL-375-015	15 mW	DL-375-015-S	15 mW	DL-375-005-S	5 mW
		DL-375-030	30 mW	DL-375-005	5 mW	DL-375-010-S	10 mW		
405 ± 5 nm		DL-405-250	250 mW	DL-405-050	50 mW	DL-405-050-S	50 mW	DL-405-020-S	20 mW
		DL-405-150	150 mW	DL-405-020	20 mW	DL-405-040-S	40 mW	DL-405-010-S	10 mW
		DL-405-100	100 mW	DL-405-005	5 mW	DL-405-030-S	30 mW	DL-405-005-S	5 mW
445 ± 5 nm	Wavelength Selection from 390 nm to 495 nm available	DL-445-080	80 mW	DL-445-020	20 mW	DL-445-030-S	30 mW	DL-445-010-S	10 mW
		DL-445-050	50 mW	DL-445-010	10 mW	DL-445-020-S	20 mW	DL-445-005-S	5 mW
473 ± 5 nm	456nm+/-5nm available	DL-473-080	80 mW	DL-473-020	20 mW	DL-473-020-S	20 mW	DL-473-005-S	5 mW
488 ± 5 nm		DL-488-150	150 mW	DL-488-050	50 mW	DL-488-020-S	20 mW		
		DL-488-100	100 mW	DL-488-020	20 mW	473 nm laser up to 150 mW DPSS laser available			
Longitudinal mode		Multiple			Single				
Spectrum linewidth		1 nm, typical			< 0.0001 nm				
Coherence length		< 0.3 mm			> 20 meters				
Output noise (rms, 10Hz-50MHz)		< 0.5 %			< 0.5 %				
Output stability over 24 hours (rms)		< 1 %; Option: ultra-stable version <0.25%			2 %				
Modulation options		TTL 50kHz, 20MHz, 100 MHz, 200MHz; Analog control, Analog modulation			TTL on/off option				
Transverse mode		Circular beam, close to TEM ₀₀ , M ² = 1.1 - 1.3							
Beam diameter (1/e ²)		1.1 mm			Option: 0.8 mm beam with 0.9 mrad divergence				
Beam divergence		0.6 mrad							
Beam pointing stability		< 0.005 mrad/°C							
Polarization ratio		100:1; Vertical linear polarization							
Operation temperature		5 °C to 40 °C, internal TEC temperature-stabilized, no additional heat sink required							
Warm-up time		< 30 seconds							
Operation voltage		90-250 VAC or 12VDC OEM version 11-16VDC							
Dimensions and weight of laser head		3 x 3.6 x 13.5 cm ³ (1.2 x 1.4 x 5.3 in ³), 0.3 kg (0.6 lb)							
Dimensions and weight of power supply		Standard AC: 5 x 14 x 15 cm ³ (2 x 5.5 x 6 in ³), 0.5 kg (1 lb); CL-2005 power display AC: 5 x 16 x 15 cm ³ 12 VDC OEM version: Integrated inside the laser head.							
* DL-405-2W-F and DL-445-2W-F		405 nm or 445 nm, 2 W, 400 um fiber coupled output							
* 405nm, 445 nm, 465nm		+/- 5 nm, 1W, 2W, 3W output; Beam diameter 1.5 mm, Beam divergence 1.2 mrad, M ² =3							
* DL-375-150T		375 nm, 150 mW; Beam diameter 1.7 mm; Divergence 1.2 mrad,							

Applications: Holographics, Flow cytometry, Fluorescence, Confocal microscopy, Raman Spectroscopy

Fiber coupling option: Single mode and multi-mode fiber delivery.



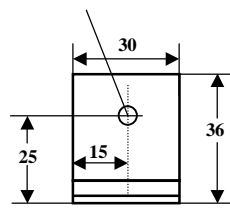
CL-2005 power supply option: Power adjustable and power digital display.



All dimensions in mm

Front View

Laser beam is output from this aperture



Made in the USA